


















# Climate and Energy Benchmark in Oil and Gas

























| Ranking |                                | Total score<br>out of 100   | ACT rating<br>performance, narrative and trend |
|---------|--------------------------------|---|--|
| 1       | Neste                          |  57.4 / 100   | 8.1 / 20 B =                                   |
| 2       | Engie                          |  56.9 / 100   | 7.9 / 20 B =                                   |
| 3       | Naturgy Energy                 |  44.8 / 100   | 6.8 / 20 C +                                   |
| 4       | Eni                            |  43.6 / 100   | 7.3 / 20 C =                                   |
| 5       | bp                             |  42.9 / 100   | 6.0 / 20 C +                                   |
| 6       | Total                          |  40.7 / 100   | 6.1 / 20 C =                                   |
| 7       | Repsol                         |  38.1 / 100   | 5.0 / 20 C =                                   |
| 8       | Equinor                        |  37.9 / 100   | 4.9 / 20 C =                                   |
| 9       | Galp Energia                   |  36.4 / 100   | 4.3 / 20 C =                                   |
| 10      | Royal Dutch Shell              |  34.3 / 100 | 3.4 / 20 C =                                   |
| 11      | ENEOS Holdings                 |  32.4 / 100 | 2.6 / 20 C =                                   |
| 12      | Origin Energy                  |  29.3 / 100 | 7.3 / 20 D -                                   |
| 13      | Marathon Petroleum Corporation |  24.8 / 100 | 4.4 / 20 D =                                   |
| 14      | BHP Group                      |  22.1 / 100 | 4.3 / 20 D -                                   |
| 15      | Hellenic Petroleum             |  20.7 / 100 | 3.7 / 20 D -                                   |
| 15      | OMV                            |  20.7 / 100 | 3.7 / 20 D -                                   |

| Ranking |  | Total score<br>out of 100   | ACT rating<br>performance, narrative and trend   |
|---------|--|---|--|
| 17      | MOL Magyar Olajes Gazipari Nyrt            |  20.2 / 100   | 2.5 / 20 D    |
| 18      | Ampol Limited                              |  18.8 / 100   | 0.9 / 20 D    |
| 19      | SK Innovation                              |  18.6 / 100   | 2.8 / 20 D    |
| 19      | YPF  |  18.6 / 100   | 2.8 / 20 D    |
| 21      | Compania Espanola de Petroleos SAU (CEPSA) |  17.9 / 100   | 2.5 / 20 D    |
| 22      | CPC Corporation, Taiwan                    |  17.6 / 100   | 2.4 / 20 D    |
| 23      | Ecopetrol                                  |  17.4 / 100   | 2.3 / 20 D    |
| 24      | Formosa Petrochemical Corp                 |  17.1 / 100   | 2.2 / 20 D    |
| 24      | Cosmo Energy Holdings                      |  17.1 / 100   | 2.2 / 20 D    |
| 26      | California Resources Corporation           |  16.9 / 100   | 2.1 / 20 D    |
| 26      | Polski Koncern Naftowy Orlen (PKN Orlen)   |  16.9 / 100   | 2.1 / 20 D    |
| 28      | Reliance Industries                        |  16.7 / 100 | 1.0 / 20 D   |
| 29      | Bharat Petroleum Corporation               |  16.0 / 100 | 1.7 / 20 D  |
| 30      | Santos                                     |  15.7 / 100 | 1.6 / 20 D  |
| 30      | Inpex                                      |  15.7 / 100 | 1.6 / 20 D  |
| 32      | Saras                                      |  15.2 / 100 | 1.4 / 20 D  |
| 33      | Qatar Petroleum                            |  14.5 / 100 | 1.1 / 20 D  |
| 34      | Varo Energy                                |  12.4 / 100 | 0.2 / 20 D  |

| Ranking |                                 | Total score<br>out of 100  | ACT rating<br>performance, narrative and trend   |
|---------|---------------------------------|--|--|
| 35      | ConocoPhillips                  |  8.3 / 100   | 3.5 / 20 E    |
| 36      | Suncor Energy                   |  8.1 / 100   | 3.4 / 20 E    |
| 37      | Petroleo Brasileiro (Petrobras) |  7.9 / 100   | 3.3 / 20 E    |
| 37      | PTT                             |  7.9 / 100   | 3.3 / 20 E    |
| 37      | Marathon Oil                    |  7.9 / 100   | 3.3 / 20 E    |
| 40      | Chesapeake Energy Corp          |  7.6 / 100   | 3.2 / 20 E    |
| 40      | Valero Energy                   |  7.6 / 100   | 3.2 / 20 E    |
| 42      | Sasol                           |  7.4 / 100   | 3.1 / 20 E    |
| 43      | EOG Resources                   |  6.9 / 100   | 2.9 / 20 E    |
| 43      | Occidental Petroleum            |  6.9 / 100   | 2.9 / 20 E    |
| 45      | Chevron Corporation             |  6.4 / 100   | 2.7 / 20 E    |
| 46      | Hess Corporation                |  6.2 / 100  | 2.6 / 20 E   |
| 47      | Ultrapar                        |  5.5 / 100 | 2.3 / 20 E  |
| 47      | Gazprom                         |  5.5 / 100 | 2.3 / 20 E  |
| 49      | Devon Energy Corp               |  5.2 / 100 | 2.2 / 20 E  |
| 49      | Tatneft                         |  5.2 / 100 | 2.2 / 20 E  |
| 49      | Pertamina                       |  5.2 / 100 | 2.2 / 20 E  |
| 49      | Exxon Mobil                     |  5.2 / 100 | 2.2 / 20 E  |

| Ranking |  | Total score<br>out of 100  | ACT rating<br>performance, narrative and trend   |
|---------|--|--|--|
| 53      | Lukoil   |  5.0 / 100   | 2.1 / 20 E    |
| 54      | China Petroleum and Chemical Corporation Limited (Sinopec) |  4.8 / 100   | 2.0 / 20 E    |
| 54      | Apache Corporation   |  4.8 / 100   | 2.0 / 20 E    |
| 56      | Petroliam Nasional Bhd (PETRONAS)                          |  4.5 / 100   | 1.9 / 20 E    |
| 56      | Pioneer Natural Resources                                  |  4.5 / 100   | 1.9 / 20 E    |
| 58      | Idemitsu Kosan   |  4.3 / 100   | 1.8 / 20 E    |
| 59      | Naftogaz   |  4.0 / 100   | 1.7 / 20 E    |
| 60      | Indian Oil Corporation (IndianOil)                         |  3.8 / 100   | 1.6 / 20 E    |
| 61      | Rosneft  |  3.6 / 100   | 1.5 / 20 E    |
| 61      | Cenovus Energy   |  3.6 / 100   | 1.5 / 20 E    |
| 61      | Targa Resources  |  3.6 / 100   | 1.5 / 20 E    |
| 64      | China National Petroleum Corporation (CNPC)                |  3.3 / 100  | 1.4 / 20 E   |
| 64      | HollyFrontier Corp   |  3.3 / 100 | 1.4 / 20 E  |
| 64      | Viva Energy Group  |  3.3 / 100 | 1.4 / 20 E  |
| 67      | Oil and Natural Gas Corporation (ONGC)                     |  3.1 / 100 | 1.3 / 20 E  |
| 67      | GAIL (India)   |  3.1 / 100 | 1.3 / 20 E  |
| 69      | Woodside Petroleum   |  2.9 / 100 | 1.2 / 20 E  |
| 69      | China National Offshore Oil Corporation (CNOOC Group)      |  2.9 / 100 | 1.2 / 20 E  |

| Ranking |  | Total score<br>out of 100  | ACT rating<br>performance, narrative and trend   |
|---------|--|--|--|
| 69      | Petroleum Development Oman (PDO)                 |  2.9 / 100   | 1.2 / 20 E    |
| 72      | Canadian Natural Resources                       |  2.6 / 100   | 1.1 / 20 E    |
| 72      | State Oil Company of Azerbaijan Republic (SOCAR) |  2.6 / 100   | 1.1 / 20 E    |
| 72      | Sonangol   |  2.6 / 100   | 1.1 / 20 E    |
| 72      | Phillips 66                                      |  2.6 / 100   | 1.1 / 20 E    |
| 72      | Novatek  |  2.6 / 100   | 1.1 / 20 E    |
| 77      | Emirates National Oil Company (ENOC)             |  2.4 / 100   | 1.0 / 20 E    |
| 77      | NK KazMunayGaz                                   |  2.4 / 100   | 1.0 / 20 E    |
| 77      | Kuwait Petroleum Corporation (Q8)                |  2.4 / 100   | 1.0 / 20 E    |
| 80      | National Iranian Oil Company (NIOC)              |  2.1 / 100   | 0.9 / 20 E    |
| 80      | Saudi Aramco (SABIC)                             |  2.1 / 100   | 0.9 / 20 E    |
| 82      | Sonatrach  |  1.9 / 100  | 0.8 / 20 E   |
| 83      | Nigerian National Petroleum Corporation (NNPC)   |  1.7 / 100 | 0.7 / 20 E  |
| 84      | Petroleos Mexicanos (Pemex)                      |  1.4 / 100 | 0.6 / 20 E  |
| 84      | Petroleos de Venezuela (PDVSA)                   |  1.4 / 100 | 0.6 / 20 E  |
| 86      | GS Holdings                                      |  1.2 / 100 | 0.5 / 20 E  |
| 86      | Surgutneftgas                                    |  1.2 / 100 | 0.5 / 20 E  |
| 86      | PetroSA  |  1.2 / 100 | 0.5 / 20 E  |

| Ranking |   | Total score<br>out of 100   | ACT rating<br>performance, narrative and trend  |
|---------|---|---|---|
| 86      | TurkmenGaz                                    |  1.2 / 100  | 0.5 / 20 E   |
| 90      | Egyptian General Petroleum Corporation (EGPC) |  1.0 / 100  | 0.4 / 20 E   |
| 90      | Petroecuador                                  |  1.0 / 100  | 0.4 / 20 E   |
| 90      | Enterprise Products Partners                  |  1.0 / 100  | 0.4 / 20 E   |
| 90      | Sinochem Energy                               |  1.0 / 100  | 0.4 / 20 E   |
| 90      | Türkiye Petrol Rafinerileri                   |  1.0 / 100  | 0.4 / 20 E   |
| 90      | Shaanxi Yanchang Petroleum Group              |  1.0 / 100  | 0.4 / 20 E   |
| 96      | Abu Dhabi National Oil Company (ADNOC)        |  0.7 / 100  | 0.3 / 20 E   |
| 96      | National Oil Corporation of Libya             |  0.7 / 100  | 0.3 / 20 E   |
| 98      | NGL Energy Partners                           |  0.2 / 100  | 0.1 / 20 E   |
| 98      | Basra Oil Company                             |  0.2 / 100  | 0.1 / 20 E   |
| 100     | PBF Energy                                    |  0.0 / 100 | 0.0 / 20 E  |

Partners



**ACT** ASSESSING LOW CARBON TRANSITION